



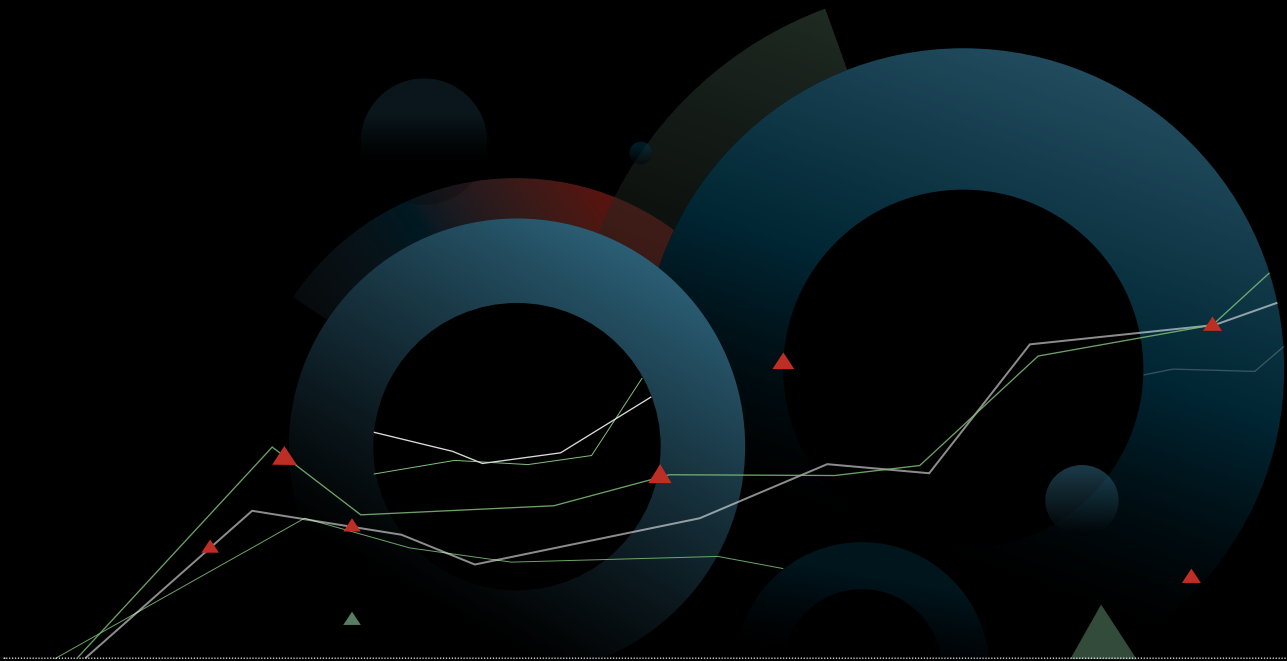
United Kingdom Peace Index Briefing 2024

○ Improvements & Deteriorations

○ Key Findings

○ Trends in Crime

○ Annual Changes



UK Peace Index Briefing 2024

IDENTIFYING AND MEASURING THE FACTORS THAT DRIVE LEVELS OF PEACEFULNESS IN THE UK

The UK has become less peaceful in the last decade. Peacefulness in the UK deteriorated by almost 11 per cent in 2022, the most recent year of measurement. This is the eighth deterioration in peacefulness in the last decade and the first since 2020. Fifty-eight Police Force Areas (PFA) deteriorated, while eight improved. This is the largest number of PFAs to deteriorate since 2018.

Of the five UKPI indicators, *homicide* was the only one to improve, while the remaining four – *violent crime*, *weapons crime*, *police officers*, *public disorder* - deteriorated.

While the homicide rate has remained largely stable, reported violent crime has increased significantly. The UK homicide rate fell seven per cent when compared to a decade ago and is now amongst the lowest in the OECD. However, the UK's reported violent crime rate has risen by more than a third in the last decade, exceeding 1,200 offences per 100,000 people on average.

2024 Key Findings

- Peacefulness in the UK has deteriorated by over 90 per cent since 2012. Sixty-six Police Force Areas (PFA) have been assessed in the index. Of those, 56 are less peaceful now than they were a decade ago.
- In England and Wales, North Yorkshire is the most peaceful PFA. The least peaceful is West Midlands.
- In Scotland, Highlands and Islands is the most peaceful PFA. The least peaceful is Greater Glasgow.
- In Northern Ireland, Fermanagh and Omagh is the most peaceful PFA. The least peaceful is Belfast City.
- The pandemic and the subsequent cost of living crisis may have contributed to rising crime rates. Over the past decade, there have been six periods of decline in GDP per capita. During the same period, the UK experienced significant increases in reported violent crime, weapons offences, and public disorder incidents, as well as a notable reduction in police officer numbers.
- Knife crime rates in England and Wales are now more than one fifth higher than they were a decade ago. Youths aged 10 to 17 represent the highest proportion of offenders detained for weapons offences, with a rate of 59.6 detentions per 100,000 youths compared to the adult rate of 32.4 detentions per 100,000 adults. Identified possible causes of this include reduced funding to youth services and increased antisocial activity such as drug use.

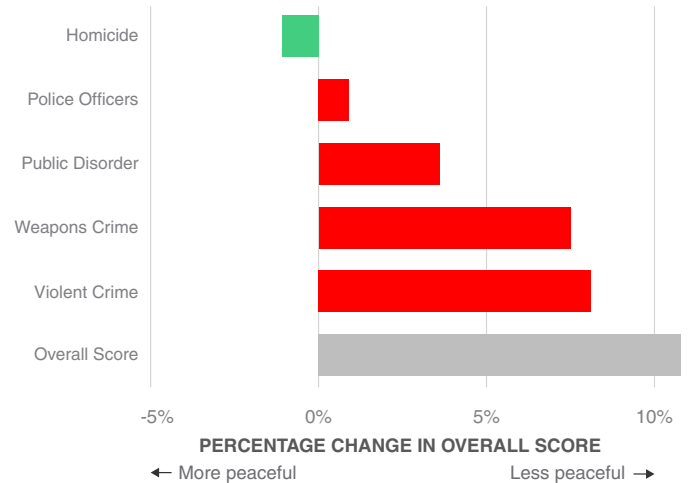
Five PFAs with the largest improvements and deteriorations in peacefulness

Largest Improvements	Score Change	Rank Change
1 Cumbria	-2.086	↑ 18
2 Avon and Somerset	-1.251	↑ 5
3 North Yorkshire	-1.038	↑ 1
4 Northamptonshire	-0.470	↑ 11
5 Lanarkshire	-0.253	↑ 3

Largest Deteriorations	Score Change	Rank Change
1 Gloucestershire	1.410	↓ 13
2 Norfolk	1.082	↓ 7
3 Mid Ulster	1.068	↓ 1
4 Suffolk	1.033	↓ 2
5 Gwent	0.923	↓ 3

Change in Peacefulness by Indicator, 2021–2022

Homicide was the only indicator to improve in the last year. *Violent Crime* saw the most significant deterioration, followed by *Weapons Crime*.



Source: Home Office, Police Scotland, PSNI, IEP Calculation

KEY FINDINGS

Improvement and Deterioration

6 Improved
58 Deteriorated

Fifty-eight of the UK's 66 Police Force Areas deteriorated in peacefulness in 2022, while eight improved.

Homicide

6%

The national homicide rate increased by almost six per cent in 2022; however, this rise was from a very low base. Despite this increase, the UK continues to maintain one of the lowest homicide rates in the OECD.

Violent Crime

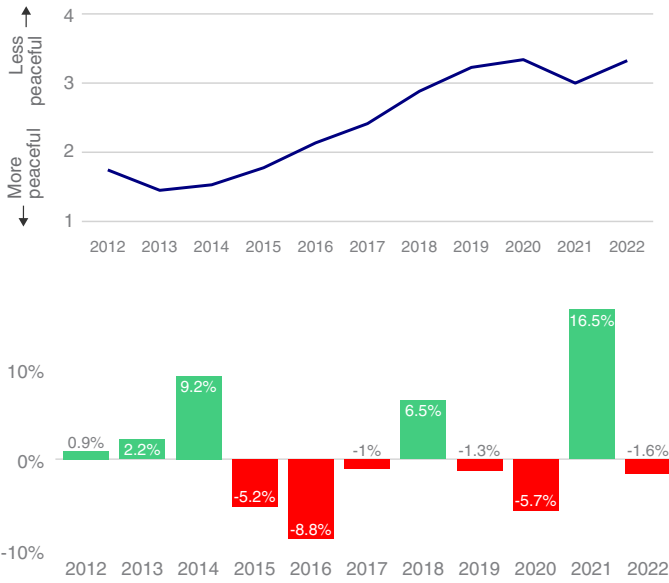
14% ↑

In 2022, the reported violent crime rate reached over 1,200 reported offences per 100,000 people, marking a 14 per cent increase in just one year. This rate is more than a third higher than the reported violent crime rate recorded in 2012.



Trend in overall UKPI score and GDP per capita, 2012–2022

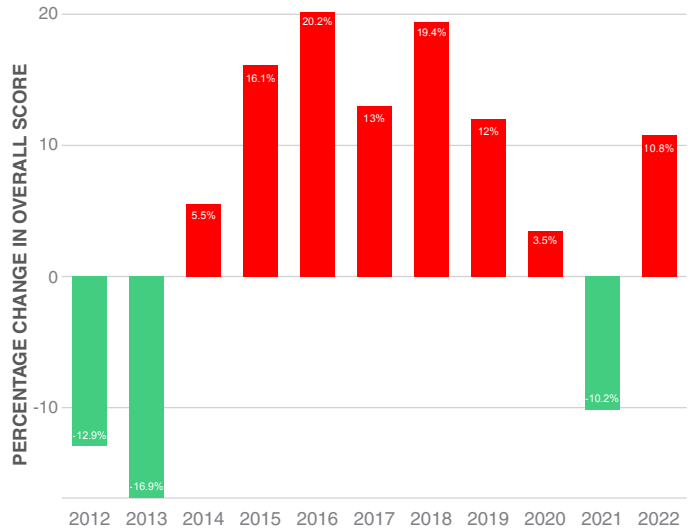
The UK has experienced concurrent deteriorations in peacefulness and GDP per capita in the last decade.



Source: Home Office, Police Scotland, PSNI, World Bank, IEP Calculation

Annual changes in overall peacefulness, 2012–2022

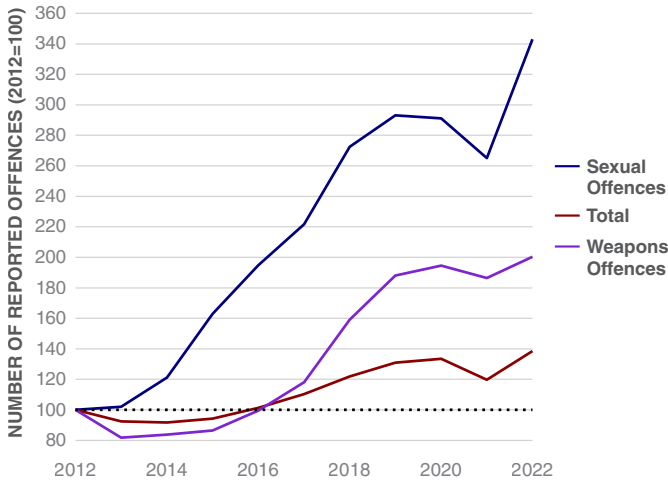
After improving in 2021, peacefulness deteriorated in 2022, marking the eighth year of deterioration in the last decade.



Source: Home Office, Police Scotland, PSNI, IEP Calculation

Indexed trend in crime by category, 2012–2022

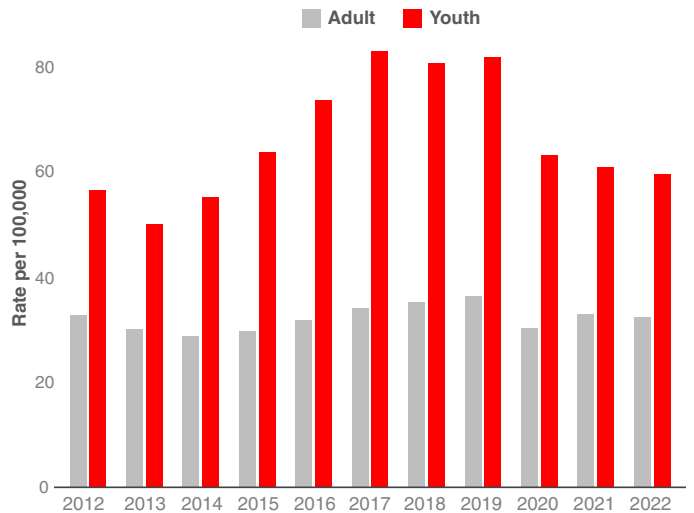
The total number of reported crime offences across the UK has remained largely static since 2012. However, reported incidents of sexual and weapons offences have risen significantly.



Source: Home Office, Police Scotland, PSNI, IEP Calculation

Rate of knife crime offences by offender age, 2011–2022

Youth knife crime offending rates have consistently been higher than those of adults over the past decade.



Source: House of Commons, IEP Calculation

KEY FINDINGS

Knife Crime

43% ↑

The rate of reported crimes involving knives and other sharp instruments has increased substantially in England and Wales. Almost 34,000 offences were committed with sharp instruments in 2012. By 2022, this had risen by 43 per cent to over 48,000.

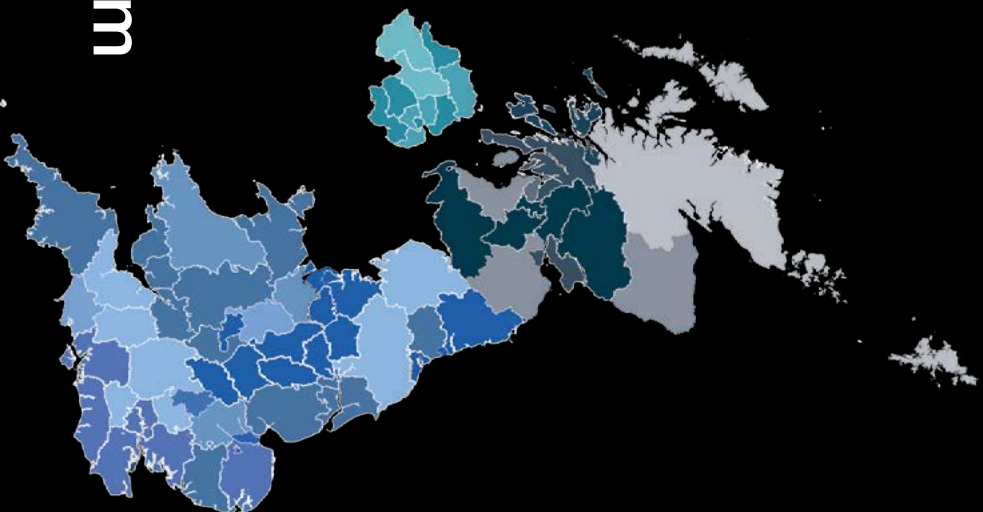


Central and Northern England recorded the highest rates of reported knife crime in 2022. The West Midlands, Cleveland, and Greater Manchester PFAs had rates exceeding 125 incidents per 100,000 people.

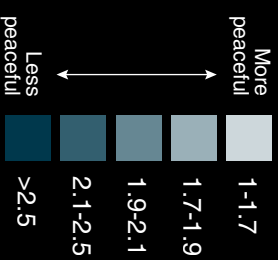
6% ↑

The proportion of youths detained for knife crimes has risen by almost six per cent in the last decade. It is now almost double the rate of adults detained for knife crimes.

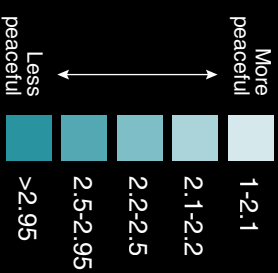
2024 United Kingdom Peace Index



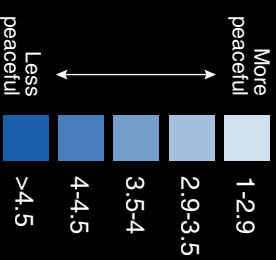
Scotland



Northern Ireland



England and Wales



2024 UKPI METHODOLOGY

The UK Peace Index (UKPI) is based on five indicators derived from the Global Peace Index (GPI), with scores ranging from 1 (most peaceful) to 5 (least peaceful). These scores are calculated at the country level to account for variations in police recorded crime reporting between Scotland, Northern Ireland, and England and Wales. Weights are applied to each indicator, with violent crime and homicides receiving the highest weighting to determine the final score.

The UKPI measures peace at the Police Force Area (PFA) level, excluding areas with populations under 20,000 due to sensitivity to measurement errors; thus, the City of London PFA is not included. The index includes data from March 2012 to March 2022, as more recent data from all four home countries has not yet been released.

Due to the smaller populations of many PFAs, a three-year moving average is used to smooth out variations. Consequently, the 2024 score is an average of data from 2020, 2021, and 2022.

The five indicators are:

- *Homicides per 100,000 people*: Includes murder, manslaughter, and infanticide.
- *Violent Crimes per 100,000 people*: Includes violence with injury and sexual offences.
- *Weapons Crime per 100,000 people*: Includes offences involving firearms, knives, and other dangerous weapons.
- *Public Disorder Offences per 100,000 people*: Includes violent disorder and harassment.
- *Police Officers per 100,000 people*: Excludes Police Community Support Officers (PCSOs).

DATA SOURCES

Crime and police officer data for England and Wales are sourced from the Office for National Statistics (ONS) and the Home Office. Data for Northern Ireland and Scotland come from their respective police forces, Police Service of Northern Ireland and Police Scotland. The UKPI includes police-recorded events, which differ from criminalisation surveys.

The UKPI is developed by the Institute for Economics & Peace, an independent, non-partisan, non-profit think tank dedicated to shifting the world's focus to peace as a positive, achievable and tangible measure of human wellbeing and progress.

IEP is headquartered in Sydney, with offices in New York, Brussels, The Hague, Mexico City and Nairobi. It works with a wide range of partners internationally and collaborates with intergovernmental organisations on measuring and communicating the economic value of peace.



GlobalPeaceIndex



@GlabPeaceIndex



@globalpeaceindex



Institute for
Economics
& Peace

economicsandpeace.org
visionofhumanity.org