

GLOBAL PEACE INDEX

2016



HIGHLIGHTS

TEN YEARS OF
MEASURING PEACE

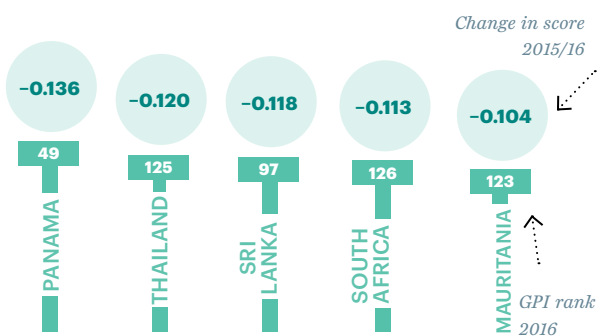
2016 GLOBAL PEACE INDEX

TEN YEARS OF MEASURING PEACE

This is the tenth edition of the **Global Peace Index (GPI)**, which ranks **163** independent states and territories according to their level of peacefulness. Produced by the **Institute for Economics and Peace (IEP)**, the GPI is the world's leading measure of global peacefulness. This tenth anniversary report presents the most comprehensive analysis to date on the trends in peace and violence over the past ten years.

THE WORLD HAS BECOME SLIGHTLY LESS PEACEFUL compared to the prior year and the gap between the most and least peaceful nations continues to widen. More countries improved than deteriorated, but the size of the deterioration outweighed the improvement.

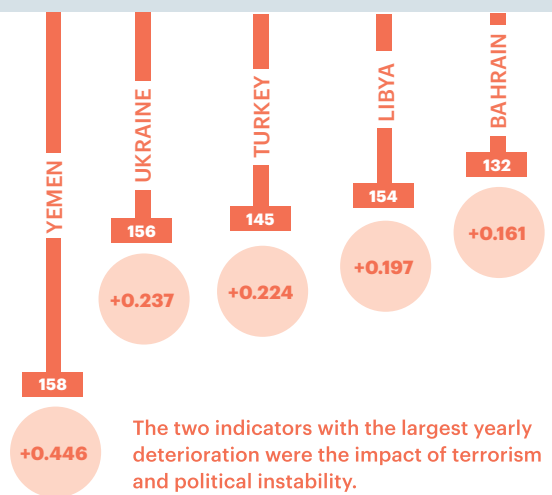
+ TOP FIVE RISERS



Peace improved across North, South and Central America, and the global commitment to UN peacekeeping funding is at an all-time high.



TOP FIVE FALLERS



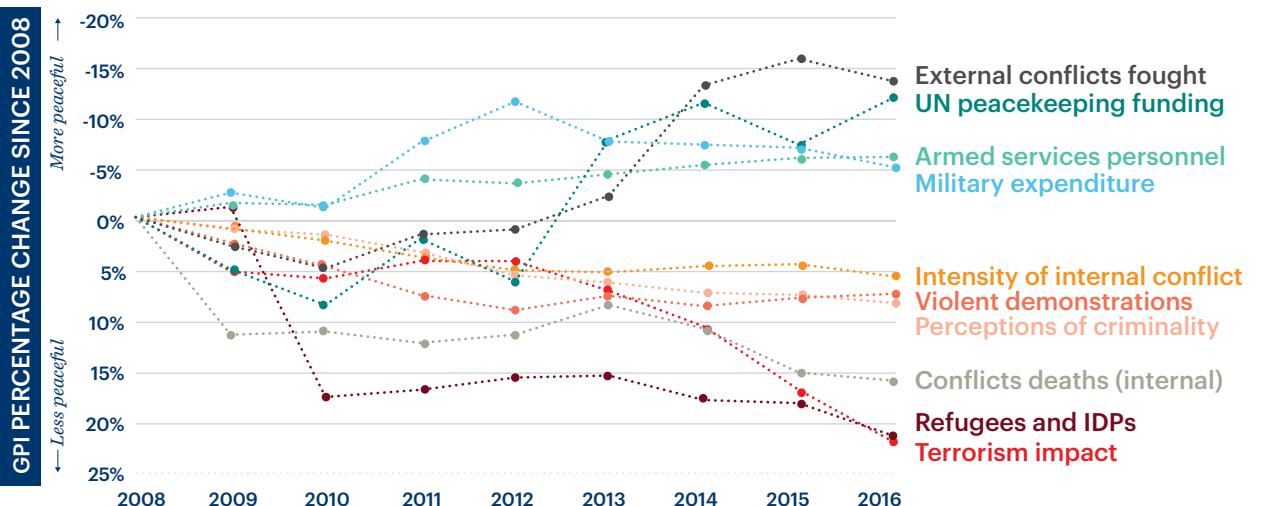
The two indicators with the largest yearly deterioration were the impact of terrorism and political instability.

THE LAST DECADE HAS SEEN A HISTORIC DECLINE IN WORLD PEACE, interrupting the long term improvements since WWII. The deterioration in peace has largely been driven by the intensifying conflicts in the Middle East and North Africa region.

Many countries are at record high levels of peacefulness, while the bottom 20 countries have progressively become much less peaceful, increasing inequality in global peace.

Terrorism is at an all-time high, battle deaths from conflict are at a 25 year high, and the number of refugees and displaced people has reached a level not seen in sixty years. These dynamics are intertwined and stem from a small number of countries, demonstrating the global repercussions of breakdowns in peacefulness.

Six indicators deteriorated by more than five per cent, with only four improving by more than five per cent



The economic impact of violence was \$13.6 trillion PPP in 2015. The economic analysis highlights how the economic losses from conflict dwarf the expenditures and investments in peacebuilding and peacekeeping.

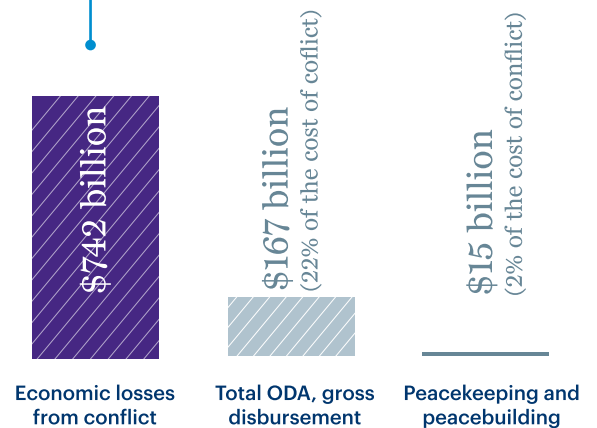
VIOLENCE COSTS
13.3%
OF WORLD GDP



\$13.6 trillion or \$1,876
FOR EVERY PERSON IN THE WORLD IN 2015



Commitments to peacekeeping are improving, but our global investment in peacebuilding and peacekeeping is less than 2% of the economic impact of armed conflict.



POSITIVE PEACE = RESILIENCE

Shocks and disasters occur roughly as often in low and high Positive Peace countries...

but natural disasters lead to
13 times
more deaths where Positive Peace and resilience are low



THE WORLD NEEDS INVESTMENT IN THE ATTITUDES, INSTITUTIONS AND STRUCTURES THAT CREATE PEACEFUL SOCIETIES.

POSITIVE PEACE PROVIDES THE RESILIENCE TO BUILD HIGH LEVELS OF NEGATIVE PEACE.

POSITIVE PEACE FACTORS



CAN WE MEASURE GOAL 16?

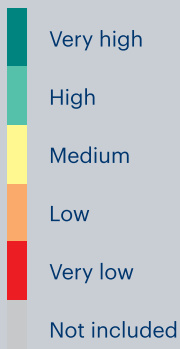
GOAL 16 IS A PRACTICAL STEP FORWARD. TO MEASURE IT, MORE DATA IS NEEDED. THERE IS SOME EXISTING DATA TO TRACK PROGRESS AND HOLD MEMBER STATES ACCOUNTABLE TO MEETING THEIR TARGETS, BUT SERIOUS INVESTMENT WILL NEED TO BE MADE TO MEASURE ALL ASPECTS OF THE GOAL.

Sustainable Development
Goal 16: build peace, justice
and strong institutions
worldwide.

**INSTITUTE FOR
ECONOMICS
& PEACE**

The GPI measures the state of peace according to 23 qualitative and quantitative indicators. For the full methodology refer to the GPI 2016 report available at visionofhumanity.org

THE STATE OF PEACE



2016 GLOBAL PEACE INDEX

A SNAPSHOT OF THE GLOBAL STATE OF PEACE

visionofhumanity.org



EXPLORE THE RANKINGS AND THE DATA ON THE INTERACTIVE GLOBAL PEACE INDEX MAP

Click on a country to see how it fares, click on two or more countries to compare states of peace or select an indicator to see how the world fares according to that particular element of peace.



GlobalPeaceIndex



@GlobPeaceIndex
@IndicedePaz

economicsandpeace.org

visionofhumanity.org

#PeaceIndex

The Global Peace Index, produced by the Institute of Economics and Peace (IEP), ranks 162 countries covering 99.6% of the world's population. The Index gauges global peace using three themes: the level of safety and security in society, the extent of domestic or international conflict, and the degree of militarisation. It ranks countries according to 23 qualitative and quantitative indicators of peace.

IEP is an independent, non-partisan, non-profit think tank dedicated to shifting the world's focus to peace as a positive, achievable and tangible measure of human wellbeing and progress.

IEP has offices in Sydney, New York and Mexico City. It works with a wide range of partners internationally and collaborates with intergovernmental organizations on measuring and communicating the economic value of peace.

**INSTITUTE FOR
ECONOMICS
& PEACE**